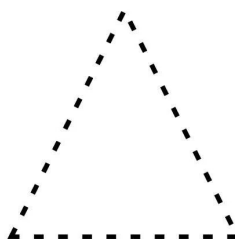


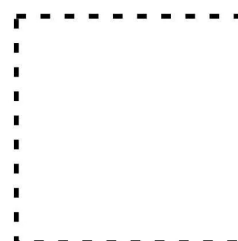


Name _____

Trace The Shapes

Triangle






Square






Rectangle



Circle



Oval





NAME _____ DATE _____

www.mathscrunch.info

 [mathscrunch](#)  [mathscrunch](#)  [mathscrunch](#)  [mathscrunch.info](#)

TRACE THE SHAPES - WORKSHEET


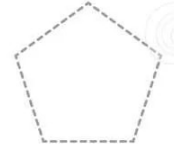

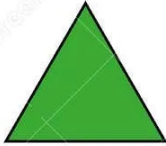


A large dashed rectangular border containing nine dashed geometric shapes for tracing:

- Row 1: Triangle, Square, Circle
- Row 2: Hexagon, Five-pointed star, Pentagon
- Row 3: Heart, Oval, Diamond



Trace and Color the Shapes

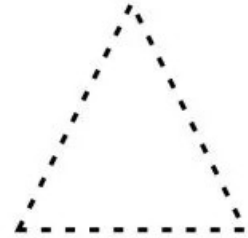
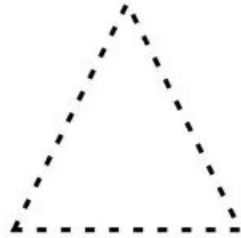




Name _____

Trace The Shapes

Triangle






Square



Rectangle



























Circle




Oval



GEOMETRIC PRACTICE





SHAPE TRACING

FREE WORKSHEETS FOR KIDS

homeschoolpreschool.net

Shapes

TRACING WORKSHEETS

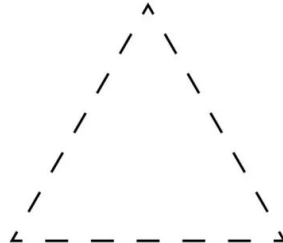

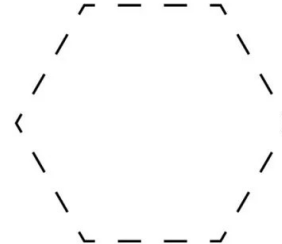
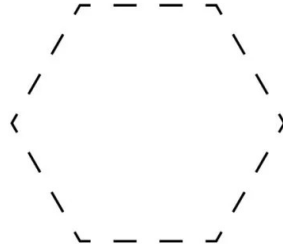

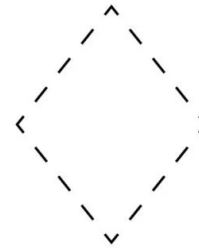
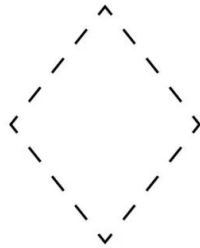





Name _____ Date _____



Tracing Shapes



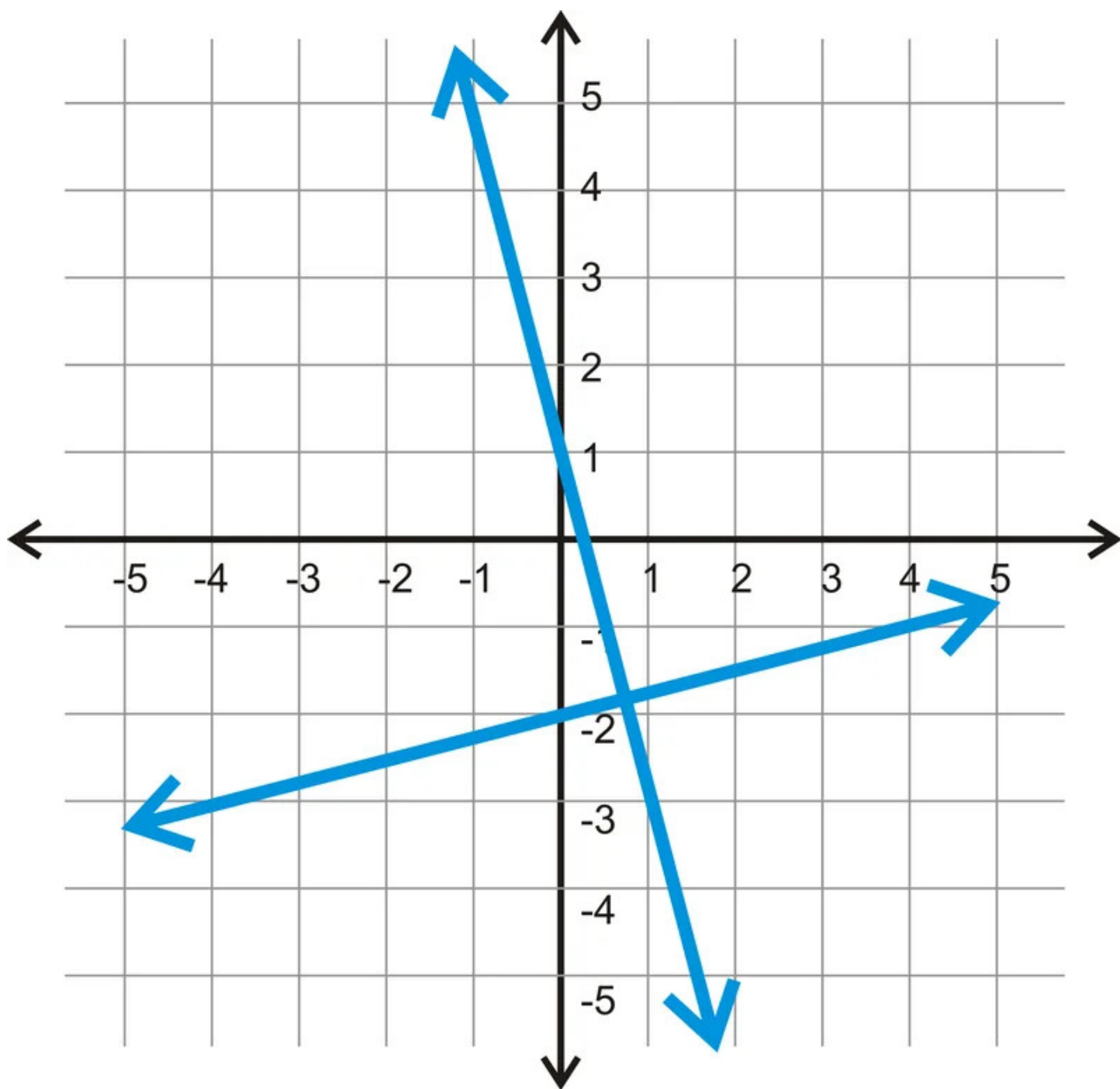
😊 For more worksheets please visit Kids Nex, please share this page & support other kids.

www.kidsnex.com

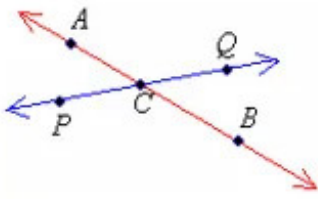
Kids Nex ©. All Rights Reserved.



Created by [Wilson Joseph](http://www.wilsonjoseph.com) - www.wilsonjoseph.com • [TukTuk Design](http://www.tuktukdesign.com) - www.tuktukdesign.com • [Maths Crunch](http://www.mathscrunch.info) - www.mathscrunch.info

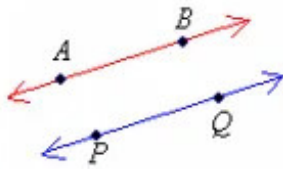


Pairs of Lines in a Plane



Intersecting Lines – Lines that cross each other.

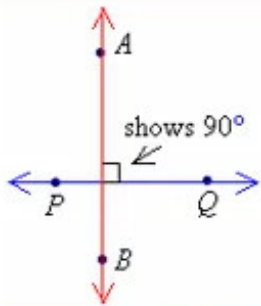
\overleftrightarrow{AB} intersects \overleftrightarrow{PQ} at C



Parallel Lines – Lines that do not touch.

They are always the same distance apart.

$\overleftrightarrow{AB} \parallel \overleftrightarrow{PQ}$



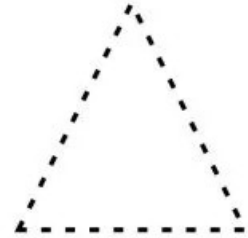
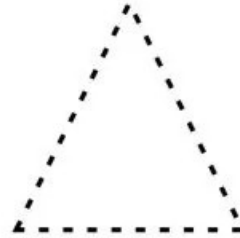
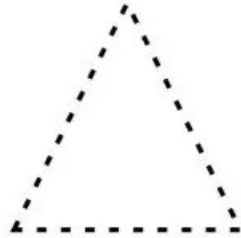
Perpendicular Lines – Lines that cross at right angles.

$\overleftrightarrow{AB} \perp \overleftrightarrow{PQ}$

Name _____

Trace The Shapes

Triangle






Square




Rectangle




Circle




Oval

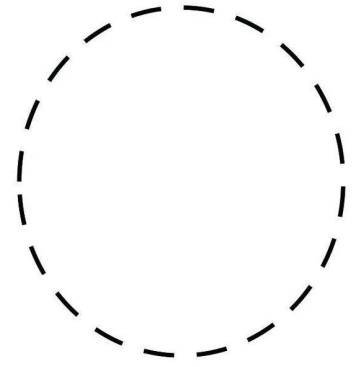





heart



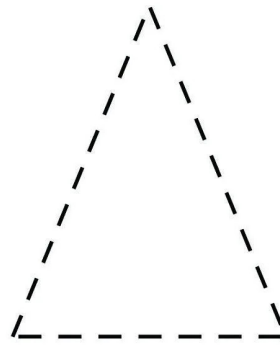
star



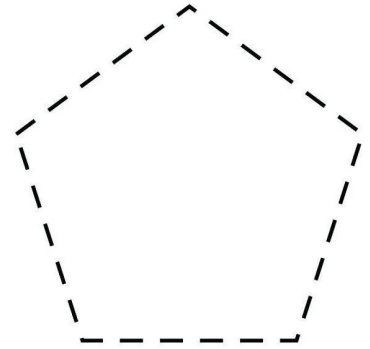
circle



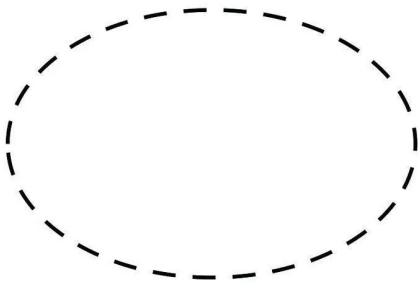
square



triangle



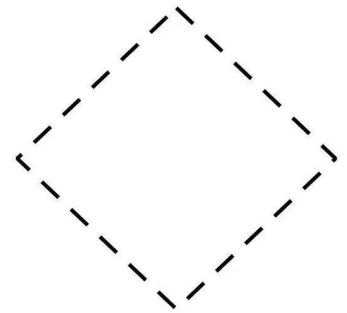
Pentagon



oval



rectangle




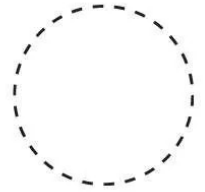
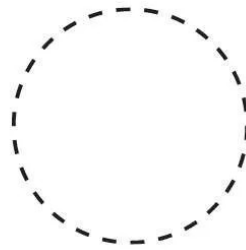
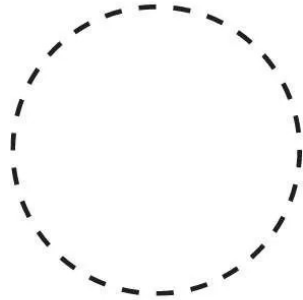
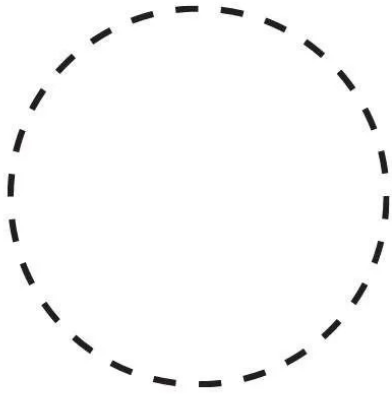
diamond

Name: _____

Date: _____

2D SHAPES

Trace and Color the Shapes



Name _____

Date _____

Shapes

Trace the shapes below!

