

Identifying Coins Worksheet

Name: _____

Identifying US Coins

Familiarize yourself with the different US coins and their values. Then, write on the blank line which coins you will use to pay for these items.

A

PENNY

1¢ = \$0.01

B

NICKEL

5¢ = \$0.05

C

DIME

10¢ = \$0.10

D

QUARTER

25¢ = \$0.25



①



⑤



②



⑥



③



⑦



④



⑧



Identifying Coins

Connect the dots for the coins,
names, and their values

Name: _____



Penny

10c



Dime

1c



Quarter

5c



Nickel

25c

Identifying Coins

Identify the given coins. Write their names and values in cents.



Name :

Value:



Name :

Value:



Name :

Value:



Name :


Value:



Name :

Value:

US DOLLARS and COINS



ISLCollective.com



1 cent
1 ¢
PENNY



5 cents
5 ¢
NICKEL



10 cents
10 ¢
DIME



25 cents
25 ¢
QUARTER



50 cents
50 ¢
HALF DOLLAR



1 DOLLAR
\$ 1
DOLLAR

Identifying Coin Values

Directions: Draw a line to match the coins with it's value.



10¢



25¢



1¢



5¢

Identifying Bills

Write the value of each of the given bills.



Name: _____

Identifying US Coins Worksheet

Count and Mark the Correct US Coins



1. 17¢	
--------	--

2. 22¢	
--------	--

3. 10¢	
--------	--

4. 35¢	
--------	--

5. 23¢	
--------	--



Twenty
five cents
(a quarter)



One
Dollar



five
dollars



Ten
dollars



Twenty
dollars



Fifty
dollars



one
hundred
dollars



One cent
(a penny)












Five
cents
(a nickel)



Ten
cents
(a dime)



Coin Identification Chart

Front	Back	Name	Dollar Value	Cent Value
		Half Dollar	\$0.50	50¢
		Quarter	\$0.25	25¢
		Dime	\$0.10	10¢
		Nickel	\$0.05	5¢
		Penny	\$0.01	1¢

Student Name: _____

Score: _____

Match the Coins

Match the coins with the values on the right:



100 cents



5 cents



50 cents



25 cents



10 cents




1 cent

Name: _____

Identifying US Coins Worksheet

Identify and Count US Coins to Numbers



Pennies:

14

Nickels:

Dimes:

Quarters:



Identifying Bills

Identify the given bills and write their values using the dollar symbol.



Name _____

© Max Graeffe

COLOR by COIN

Penny  RED

Dime  GREEN

Nickel  BLUE

Quarter  PURPLE



Name _____

MES 3.4

Directions: Match each coin with the correct amount.



\$10.00



\$1.00



\$5.00



\$20.00

Identify the U.S. Coins

Color the correct answer.



penny quarter dime



nickel dime penny



dime nickel quarter



penny nickel dime



quarter dime penny



quarter nickel penny



dime penny nickel



nickel dime quarter



Identify the U.S. Coins

Color the correct answer.



penny quarter dime



nickel dime penny



dime nickel quarter



penny nickel dime



IDENTIFYING COINS

Name: _____

Know each US coin's NAME and VALUE.

Color the box that contains your answer.

You can use any color you like. 1¢

①



1¢

5¢

10¢

25¢

⑥

Which one is false?



\$0.10

dime

10¢

25¢

②



penny

nickel

dime

quarter

⑦



penny

nickel

dime

quarter

③



penny

nickel

dime

quarter

⑧



penny

nickel

dime

quarter

④



1¢

5¢

10¢

25¢

⑨



1¢

5¢

10¢

25¢

⑤



1¢

5¢

10¢

25¢

⑩



1¢

5¢

10¢

25¢

Name _____

Identify Coins Values

Draw a line to match each coin with it's value



10¢



25¢



1¢



5¢

Name _____

Date _____

MASTERED _____

Identifying Coins

Name each coin using the word bank below.

quarter

dime

nickel

penny

What is the value of each coin?

penny

FANTASTIC FUN AND LEARNING



1¢



nickel

FANTASTIC FUN AND LEARNING



dime

FANTASTIC FUN AND LEARNING

10¢



quarter

FANTASTIC FUN AND LEARNING



free printable



Name

Counting Coins

Total questions: 10

Worksheet time: 6mins

Instructor name: Audrey Trevino

Class

Date

1. Which coin is a quarter?

a)



b)



c)



d)



2. Which coin is a dime?

a)



b)



c)



d)



3. Which coin is a nickel?

a)



b)



c)



d)




Count the Money



example: $\$5 + \$1 + \$10 + 25\text{¢} + 5\text{¢} + 10\text{¢} + 1\text{¢} + 1\text{¢} + 1\text{¢} + 10\text{¢} = \mathbf{\$16.53}$


1)




2)



3)



4)



Coin Recognition

Cut and stick the coins in the right place.

1p	
2p	
5p	
10p	
20p	
50p	
£1	



Coin Recognition

Cut and stick the coins in the right place.

1p	
2p	
5p	
10p	
20p	
50p	
£1	
£2	



Coin ID and Counting Coins

Total questions: 14

Worksheet time: 3hrs 46mins

Instructor name: Lauren Gunther

1.



What is the name of this coin?

- a) quarter
- b) penny
- c) nickel
- d) dime

2.



Identify the coin:

- a) Quarter
- b) Nickel
- c) Penny
- d) Dime

3.



Identify the coin:

- a) Nickel
- b) Dime
- c) Quarter
- d) Penny

Identifying Coin Values

Directions: Draw a line to match the coins with it's value.



10¢



25¢



1¢

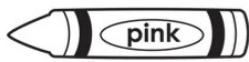


5¢

COUNT & COLOR

Name: _____

Coin Identification I



penny




nickel























dime



quarter



U.S. COINS REFERENCE SHEET

NAME	HEADS	TAILS	VALUE	HOW TO COUNT
PENNY			1¢ \$0.01 one cent	ones   
NICKLE			5¢ \$0.05 five cents	fives   
DIME			10¢ \$0.10 ten cents	tens   
QUARTER			25¢ \$0.25 twenty five cents	twenty fives   

Name: _____

U.S. Money

This file includes: Pennies, Nickels, Dimes, Quarters, \$1 Bills, \$5 Bills,
\$20 Bills, \$50 Bills, \$100 Bills

